

New drug approvals

in six major authorities 2009-2018:

Focus on Facilitated Regulatory Pathways and Orphan Status

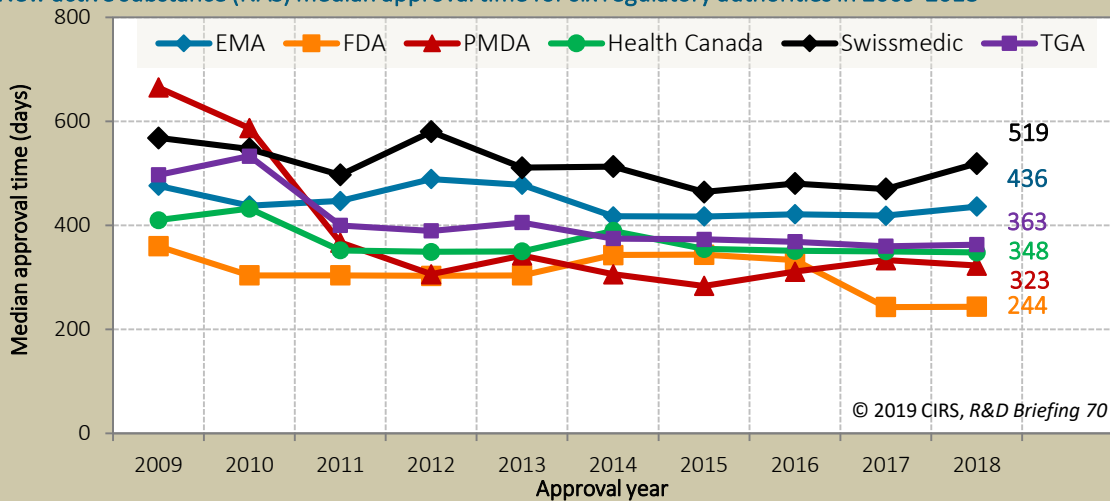
Major improvements in the regulatory environment as well as changes in strategies of multinational companies have led to a general decrease in the time to marketing authorisation and improved consistency as well as an increase in the number of medicines that have become available over the last decade, 2009-2018, across six major regulatory agencies, namely the European Medicines Agency (EMA), the US Food and Drug Administration (FDA), the Japan Pharmaceuticals and Medical Devices Agency (PMDA), Health Canada, Swissmedic and the Australian Therapeutic Goods Administration (TGA). More specifically, the number of common products approved by all six agencies increased from 16 in 2009-2013 to 52 in 2014-2018.

Contents

Approval times.....	2
Characteristics	
Review type	3
Orphan designation.....	4
Facilitated regulatory pathways.....	5
Therapeutic areas.....	6
Common approvals.....	7
Features of the process	
EMA	9
FDA	10
PMDA	11
Health Canada.....	12
Swissmedic	13
TGA.....	14
Infographics: Focus on 2018.....	15
Facilitated regulatory pathways.....	21
Definitions.....	23

Underlying factors influencing the overall time it takes for a new medicine to be submitted and then approved by an agency include company strategy, the conduct and the type of the review process, the type of the product and its therapeutic area; these aspects are analysed and discussed in this study. More specifically, facilitated regulatory pathways (FRPs) and orphan drug designation are major elements of the submission and approval strategies and are explored throughout this document. Nevertheless, one of the key factors that may determine the likelihood and timing of submission to subsequent markets is the size of the sponsor, which will be another point of focus for this Briefing.

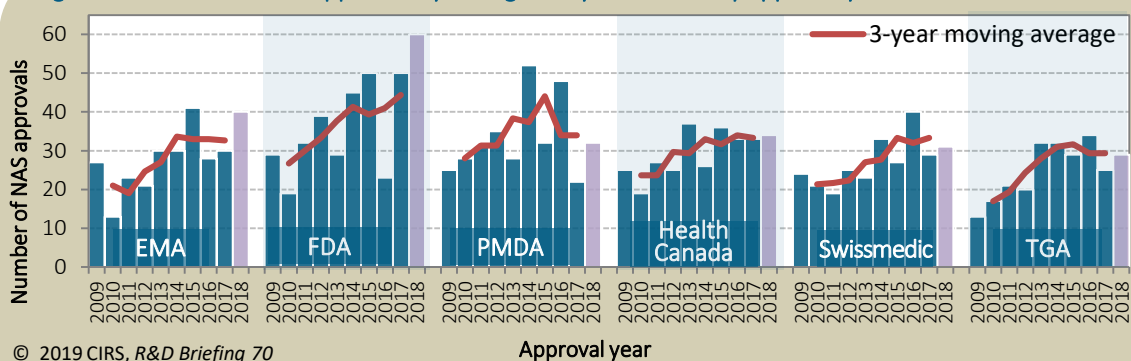
New active substance (NAS) median approval time for six regulatory authorities in 2009-2018



Approval time is calculated from the date of submission to the date of approval by the agency. This time includes agency and company time. EMA approval time includes the EU Commission time.

Approval times

Figure 1: Number of NASs approved by six regulatory authorities by approval year 2009-2018

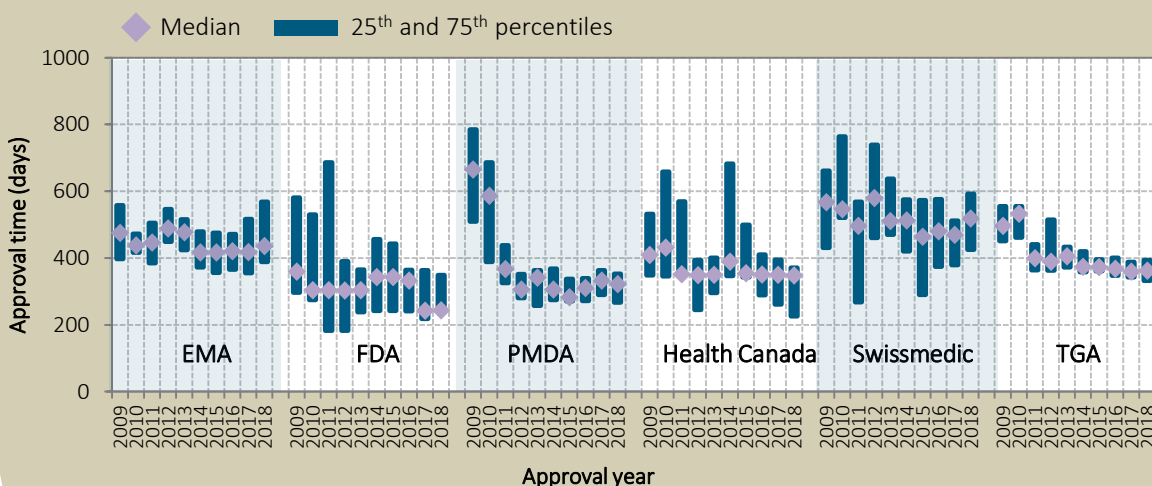


© 2019 CIRS, R&D Briefing 70

In 2018, FDA (CDER and CBER) approved the highest number of NASs (60), followed by EMA (40), Health Canada (34), PMDA (32), Swissmedic (31) and TGA (29) (Fig. 1). Despite these numbers varying on an annual basis, the overall number of NASs approved by the six agencies has increased for the past decade but subsequently flattened in 2018, except for FDA where there was still an increase, as shown by the three-year moving average. In addition, 2018 saw the highest total number of NASs approved for the past decade across each of the six agencies. A comparison of the numbers during the two parts of the decade, 2009-2013 and 2014-2018, revealed that the biggest difference in the number of approvals was seen for FDA, with a 54% increase, followed by EMA (48%), TGA (45%), Swissmedic (43%), PMDA (27%) and Health Canada (22%). The year-on-year variance across countries in the number of products approved by each agency may be explained by a number of factors, such as different submission strategies to each agency, depending on company size, unmet medical need and review speed.

Figure 2: NAS approval time for six regulatory authorities in 2009-2018

© 2019 CIRS, R&D Briefing 70

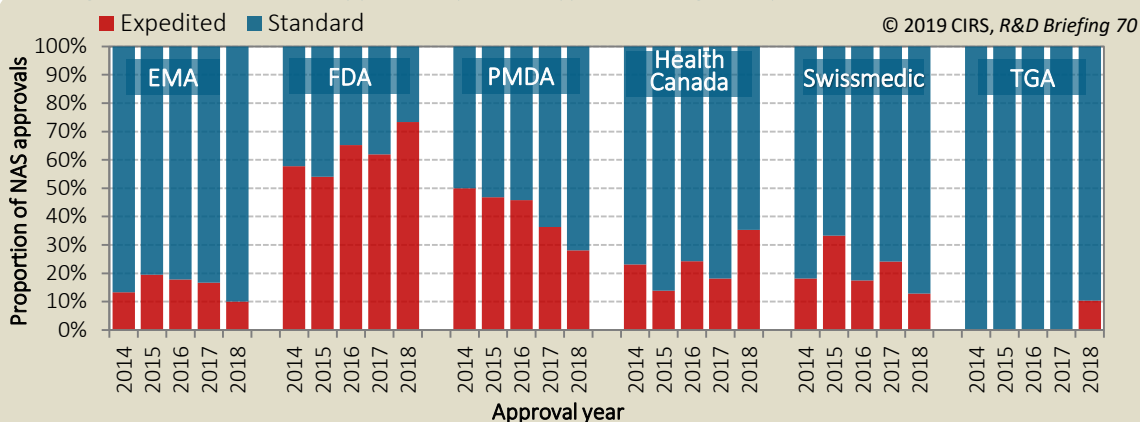


Approval time is calculated from the date of submission to the date of approval by the agency. This time includes agency and company time. EMA approval time includes the EU Commission time.

In 2018, FDA was the agency with the shortest median approval time (244 days), which is likely due to the wide use of facilitated regulatory pathways (FRPs) that year, where 25% of NAS approvals were designated as Breakthrough and 42% as Fast Track, highlighting the importance of those products in addressing unmet medical need. The fastest median approval time for FDA was followed by PMDA (323 days), Health Canada (348 days), TGA (363 days), EMA (436 days) and Swissmedic (519 days). In general, the median approval times were similar across the six agencies, where the difference between the fastest and slowest agency (excluding FDA) was 197 days, which is in line with the convergence in median times observed in the past (R&D Briefing 65 and 67). 2018 also saw a low variation in approval time (25th-75th percentile) (Fig. 2) for TGA (62 days) and PMDA (85 days), while EMA had the highest variation (180 days), which may be due to companies' time (see Figure 13, p.9). Swissmedic remains the agency with the longest approval time, having increased by 49 days since 2018. The agency has been making changes to its review process, particularly the labelling phase, and more time may be needed to demonstrate the effect of those changes.

Characteristics: Review type

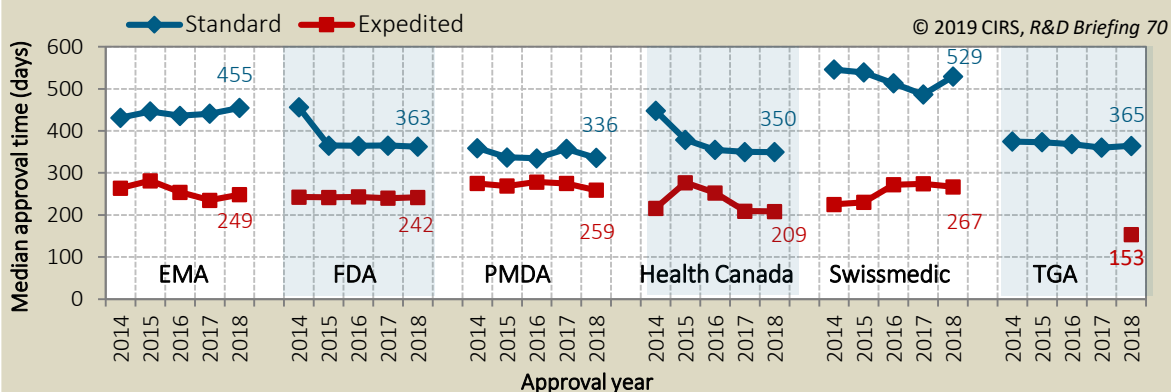
Figure 3: Number of NAS approvals by review type for six regulatory authorities in 2014-2018



'Expedited review' refers to EMA 'Accelerated Assessment', Swissmedic 'Fast Track' and FDA/PMDA/Health Canada/TGA 'Priority Review'. TGA introduced an expedited (priority) review programme in 2017.

All six agencies now offer an expedited system (refers to EMA 'Accelerated Assessment', Swissmedic 'Fast Track' and FDA/PMDA/Health Canada/TGA 'Priority Review') designed to hasten the review process of promising NASs (Fig. 3). TGA implemented its priority system in 2017 and three expedited approvals were granted in 2018. In 2018, the ratio of expedited approvals to standard reviews was highest for FDA (73%), followed by Health Canada (35%), PMDA (28%) Swissmedic (13%), EMA and TGA (10%). The proportion of expedited approvals has been consistently high for FDA and increasing when comparing 2009-2013 (results not shown) to 2014-2018 – 42% NASs were designated as expedited by FDA in first part of the decade compared with 63% in the second part. Although EMA experienced the most notable increase, from 7% in 2009-2013 to 15% in 2014-2018, the number of expedited approvals still remains the lowest, which is partially due to the fact the review type can be reverted back to standard if timelines cannot be met. In 2018, 3 NASs initially designated by EMA as expedited were reverted back to a standard review. Other agencies that also experienced an increase in expedited percentage when comparing 2009-2013 and 2014-2018 were Swissmedic (10% to 21%), PMDA (25% to 43%) and Health Canada (21% to 23%). Nevertheless, over the last five years, the proportion of expedited approvals by PMDA has decreased year-on-year.

Figure 4: NAS median approval time by review type for six regulatory authorities in 2014-2018

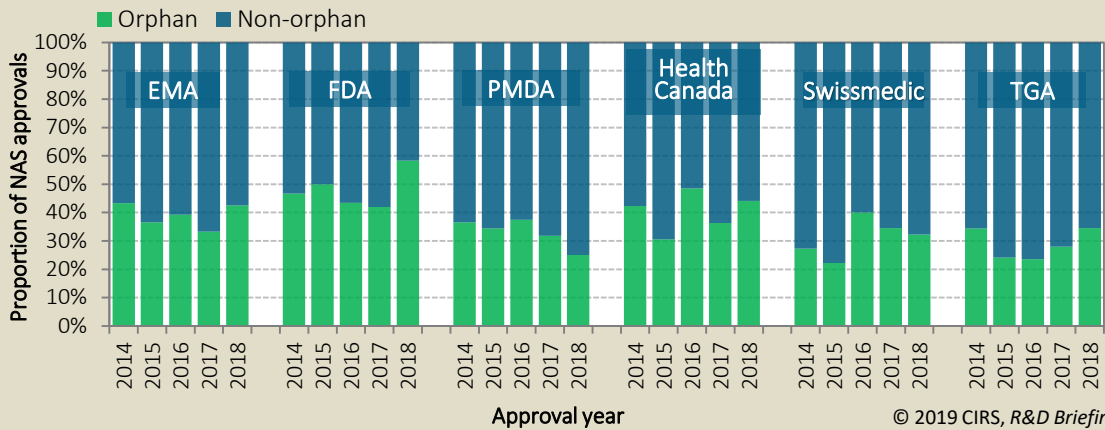


'Expedited review' refers to EMA 'Accelerated Assessment', Swissmedic 'Fast Track' and FDA/PMDA/Health Canada/TGA 'Priority Review'. TGA introduced an expedited (priority) review programme in 2017. Approval time is calculated from the date of submission to the date of approval by the agency. This time includes agency and company time. EMA approval time includes the EU Commission time.

In 2018, the median approval time for standard NASs continued to decrease for the fifth year in a row for Health Canada, dropping by 99 days since 2014 (Fig. 4). Swissmedic was the agency with the greatest difference in median approval time between expedited and standard review in 2018, with a difference of 262 days, whereas the smallest difference was for PMDA, with 77 days. The difference between standard and expedited review was 212 days for TGA, 206 days for EMA, 141 for Health Canada and 121 days for FDA. The TGA priority system introduced in 2017 has a review target timeline of 150 days (agency time only) and should result in a similar opportunity to accelerate review of important products in line with the other agencies. In 2018, the median review time for the 3 products approved through expedited pathway by TGA was 153 days.

Characteristics: Orphan designation

Figure 5: Proportion of NAS approvals by orphan designation for six regulatory authorities in 2014-2018

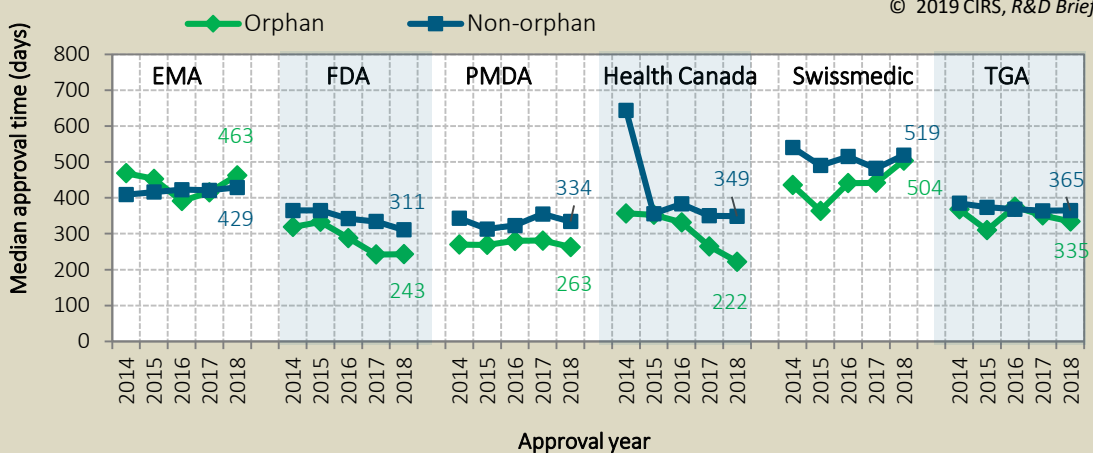


© 2019 CIRS, R&D Briefing 70

Health Canada does not currently have an orphan policy and this number shows the number of medicines that were approved by Health Canada that were classified as orphan by either FDA, EMA or TGA

The number of NASs with an orphan designation has increased across EMA, FDA, PMDA, Swissmedic and TGA, from 25% in 2009-2013 (results not shown) to 38% in 2014-2018. In 2009-2013 (Fig. 5), the proportion of orphans had a year-on-year variance but was generally high, which is most likely due to a combination of companies' growing R&D pipelines, with an increased commitment from the agencies to tackle unmet medical needs. In 2018, FDA had the highest approval number for orphans (35 out of 60) while PMDA had the lowest (8 out of 32). Health Canada does not currently have an orphan policy; however this agency approved 15 NASs in 2018 that were classified as orphan by either FDA, EMA or TGA.

Figure 6: NAS median approval time by orphan designation for six regulatory authorities in 2014-2018









© 2019 CIRS, R&D Briefing 70

Approval time is calculated from the date of submission to the date of approval by the agency. This time includes agency and company time. EMA approval time includes the EU Commission time. Health Canada does not currently have an orphan policy and this number shows the number of medicines that were approved by Health Canada that were classified as orphan by either FDA, EMA or TGA

Approval timelines were compared for orphans vs. non-orphans for 2014-2018 across the agencies (Fig. 6). All of the orphan NASs approved in Japan for the past five years have been through expedited review as an incentive from PMDA to fill the gap of unmet needs, and their median approval time in 2018 was 263 days. FDA had the fastest median approval time for orphans in 2018 (243 days) as 88% of these products have been approved through expedited review. Health Canada does not currently have an orphan policy; however, for the 15 NASs approved by Health Canada in 2018 that were classified as orphan by either FDA, EMA or TGA, the median approval time was 222 days, which is the fastest of all 6 agencies. Among the six agencies, EMA was the only one with median approval time longer for orphans than for non-orphans and this time has been increasing since 2016. Swissmedic median approval time for orphans has been increasing since 2015 and was similar to non-orphans in 2018. At TGA in 2018, 20% of orphan drugs were approved with the newly introduced priority review and their median approval time was slightly faster than that for non-orphans.

Characteristics: facilitated regulatory pathways

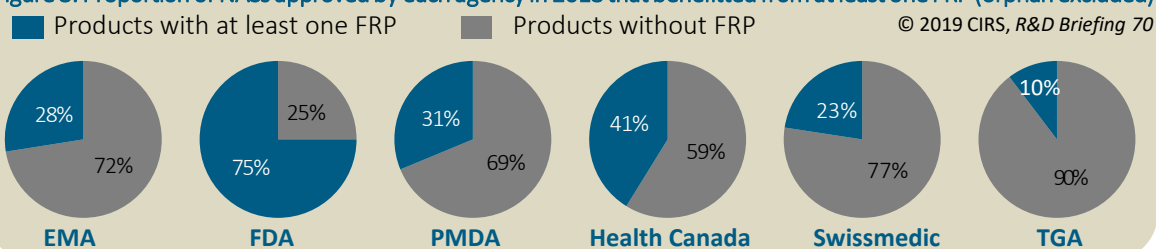
Figure 7: Facilitated regulatory pathway (FRP) and orphan status timelines across six agencies; focus on 2018

© 2019 CIRS, R&D Briefing 70	New active substance (NAS) approval type		2018 NAS approvals, number	2018 NASs, %	Expedited, % of 2018 approvals	2018 median approval time, days
EMA 	Overall approvals		40			436
	FRP	Accelerated Assessment (referred in Briefing as Expedited)	4	10		249
		Conditional Approval	2	5	0	507
		Exceptional Circumstances	3	8	0	570
		PRIME	2	5	0	342
	Orphan		17	43	18	463
FDA 	Overall approvals		60			244
	FRP	Priority (referred in Briefing as Expedited)	44	73		242
		Accelerated Approval	5	8	80	245
		Breakthrough Designation	15	25	93	243
		Fast Track	25	42	100	242
	Orphan		35	58	86	243
PMDA 	Overall approvals		32			323
	FRP	Priority (referred in this Briefing as Expedited)	9	28		259
		Sakigake	2	6	100	152
		Conditional Early Approval	1	3	0	234
	Orphan		8	25	100	263
Health Canada 	Overall approvals		34			348
	FRP	Priority (referred in Briefing as Expedited)	12	35		209
		Conditional (Notice of Compliance with conditions)	2	6	0	370
Orphan						
Swiss-medic 	Overall approvals		31			519
	FRP	Fast-Track (referred in Briefing as Expedited)	4	13		267
		Procedure with prior notification	3	10	0	535
	Orphan		10	32	20	504
TGA 	Overall approvals		29			363
	FRP	Priority (referred in Briefing as Expedited)	3	10		153
		Provisional Approval	0	N/A	N/A	N/A
	Orphan		10	34	20	335

TGA introduced an expedited (priority) review and provisional approval programme in 2017, with first decisions in 2018/2019. Health Canada does not currently have an orphan policy. Approval time is calculated from the date of submission to the date of approval by the agency. This time includes agency and company time. EMA approval time includes the EU Commission time.

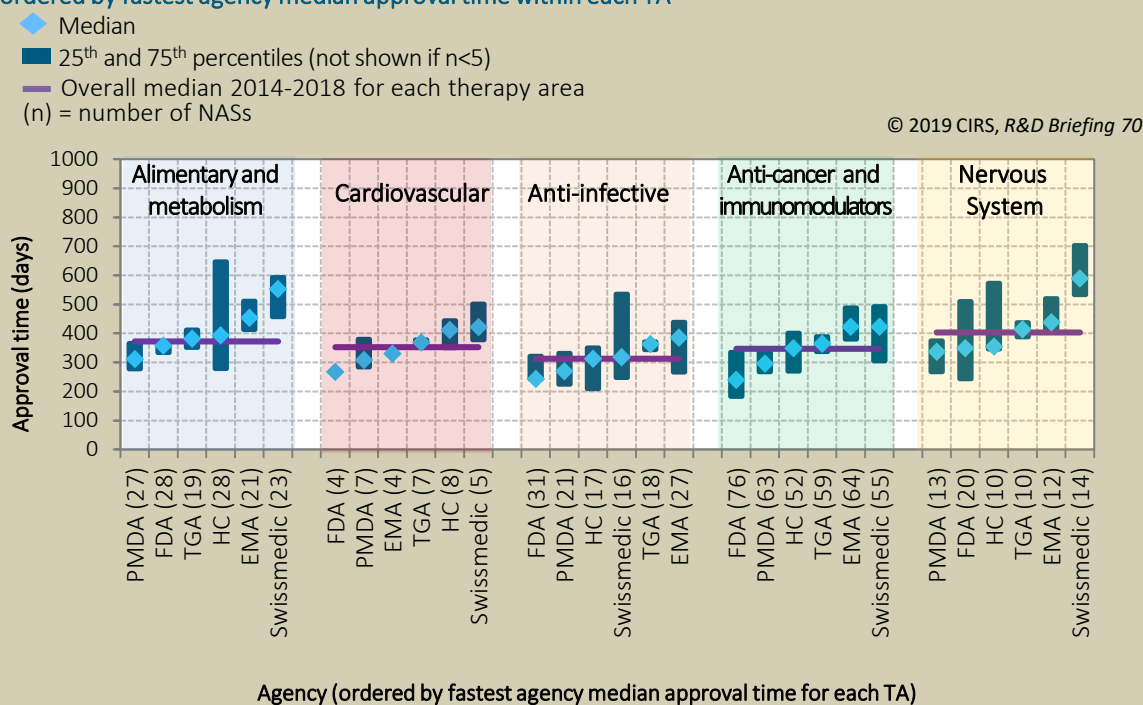
Out of the six agencies, FDA offered (or made available) the greatest number of facilitated regulatory pathways (FRPs) to enable the availability, review and/or approval of medicines where there is an unmet medical need (Fig. 7 and 8). In 2018, 75% of NASs approved by FDA benefitted from at least one of the available FRPs. At the other agencies, FRPs ranged from 10% for TGA, where the agency introduced Priority Review in 2017, to 41% for Health Canada. Compounds reviewed through PMDA Sakigake had the quickest median approval time in 2018 (152 days), followed closely by TGA Priority Review (153 days). In EU, the PRIME programme launched in 2016 had 2 approvals; both were initially designated as Expedited but reverted to a standard approval due to legislated timelines for the sponsor to respond to questions.

Figure 8: Proportion of NASs approved by each agency in 2018 that benefitted from at least one FRP (orphan excluded)



Characteristics: Therapeutic area

Figure 9: NAS median approval time by therapeutic area (TA) for six regulatory authorities in 2014-2018, ordered by fastest agency median approval time within each TA



Therapy areas relate to the WHO ATC codes. Approval time is calculated from the date of submission to the date of approval by the agency. This time includes agency and company time. EMA approval time includes the EU Commission time.

In 2014-2018, anti-infective therapies were approved marginally faster across all six agencies, with an overall median of 313 days, compared with 347 days for anti-cancer and immunomodulators, 353 days for cardiovascular, 372 days for alimentary and metabolism and 403 days for nervous system NASs. PMDA and FDA had the fastest approval times across the five therapy areas (Fig. 9). Nevertheless, as noted by the 25th-75th percentile bars, there were also wide variations for certain jurisdictions across therapy areas. This may reflect the more frequent use of expedited review pathways by agencies for specific therapy areas (Fig. 10).

Figure 10: NAS overall median approval time by therapeutic area in relation to expedited approvals for six regulatory authorities in 2014-2018

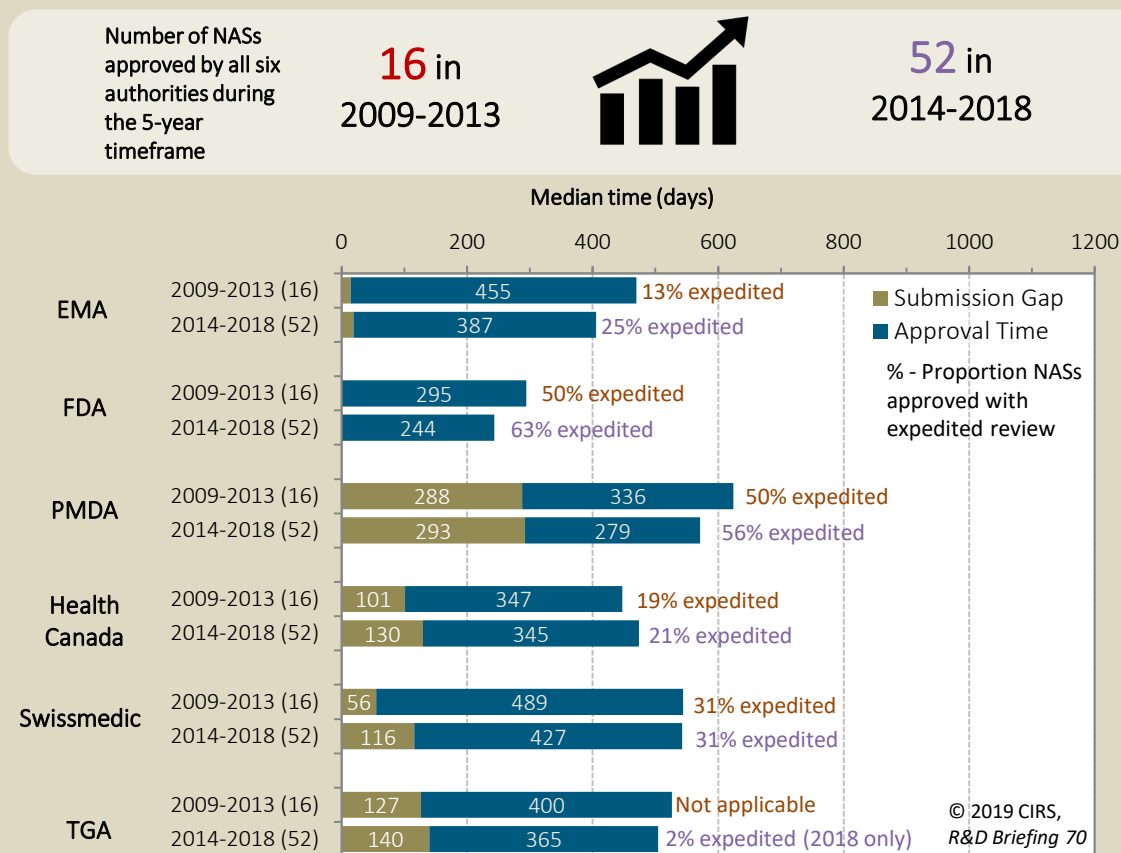
© 2019 CIRS, R&D Briefing 70	Alimentary and metabolism	Cardiovascular	Anti-infective	Anti-cancer and immuno-modulators	Nervous system
	Approval time, days (proportion of expedited approvals – for TGA captures 2018 only)				
EMA	453 (10%)	330 (25%)	385 (30%)	423 (13%)	438 (17%)
FDA	357 (46%)	267 (75%)	243 (81%)	240 (75%)	349 (55%)
PMDA	311 (37%)	308 (29%)	269 (76%)	296 (67%)	336 (23%)
Health Canada	393 (29%)	411 (13%)	312 (47%)	349 (23%)	354 (20%)
Swissmedic	553 (0%)	421 (20%)	318 (56%)	423 (35%)	589 (0%)
TGA	382 (5%)	368 (0%)	364 (0%)	364 (2%)	414 (0%)

Therapy areas relate to the WHO ATC codes. 'Expedited review' refers to EMA 'Accelerated Assessment', Swissmedic 'Fast Track' and FDA/PMDA/Health Canada/TGA 'Priority Review'. TGA introduced an expedited (priority) review programme in 2017, therefore the numbers in parentheses only relate to 2018 approvals. Approval time is calculated from the date of submission to the date of approval by the agency. This time includes agency and company time. EMA approval time includes the EU Commission time.

Common approvals: six regulatory agencies

A true comparison of regulatory performance can be derived from studying the review of compounds that were approved by all six agencies. This comparison was carried out for two time cohorts in the last ten years, namely 2009-2013 and 2014-2018, to determine whether any trends could be identified. Interestingly, the number of products approved by all six agencies in a five-year period increased from 16 NASs in 2009-2013 to 52 NASs in 2014-2018, which indicates that more products were becoming internationalised within this time frame. The overall length of time to registration, consisting of the submission gap and approval time (Fig. 11) may be a result of potential factors that impact registration of NASs. This may include company strategy to submit or target approval times at a particular agency, which is in turn influenced by the type of NASs as well as the use of expedited pathways within agencies to address unmet medical need for promising medicines. The briefing, as in the past (R&D Briefing 65 and 67) shows three waves of submission: first to EMA and FDA, then to Health Canada, Swissmedic and TGA, and finally to PMDA. The quickest time to registration was indeed at FDA for both cohorts, as a result of companies submitting there first as well as quick regulatory review times by the agency. Submissions to EMA occurred almost simultaneously with FDA, and the overall time to registration decreased, which may reflect the increased use of expedited pathways for products addressing unmet medical need by EMA. For the other four agencies, the submission gap generally increased between the two time frames, 2009-2013 and 2014-2018, although approval times decreased: this may be the result of companies' strategies for better quality submissions to ensure approval. Although the longest submission gap occurred to PMDA, timing remained stable over the two time frames. PMDA has, however, pursued an effort to speed up the review of medicines, resulting in reduced approval time over the two time frames. Although the submission gap to Swissmedic more than doubled between the two time frames, the overall length of time to registration decreased due to reduced approval times.

Figure 11: Median submission gap and median approval time for NASs approved by all six authorities in 2009-2013 (16) compared with 2014-2018 (52) as well as the proportion of NASs approved as expedited



Submission gap is calculated as the time from date of submission at the first regulatory agency to the date of regulatory submission to the target agency. 'Expedited review' refers to EMA 'Accelerated Assessment' and FDA/PMDA/Health Canada/Swissmedic 'Priority Review'. TGA introduced an expedited (priority) review programme in 2017, therefore the numbers for 2014-2018 only relate to 2018 approvals. Approval time is calculated from the date of submission to the date of approval by the agency. This time includes agency and company time. EMA approval time includes the EU Commission time.

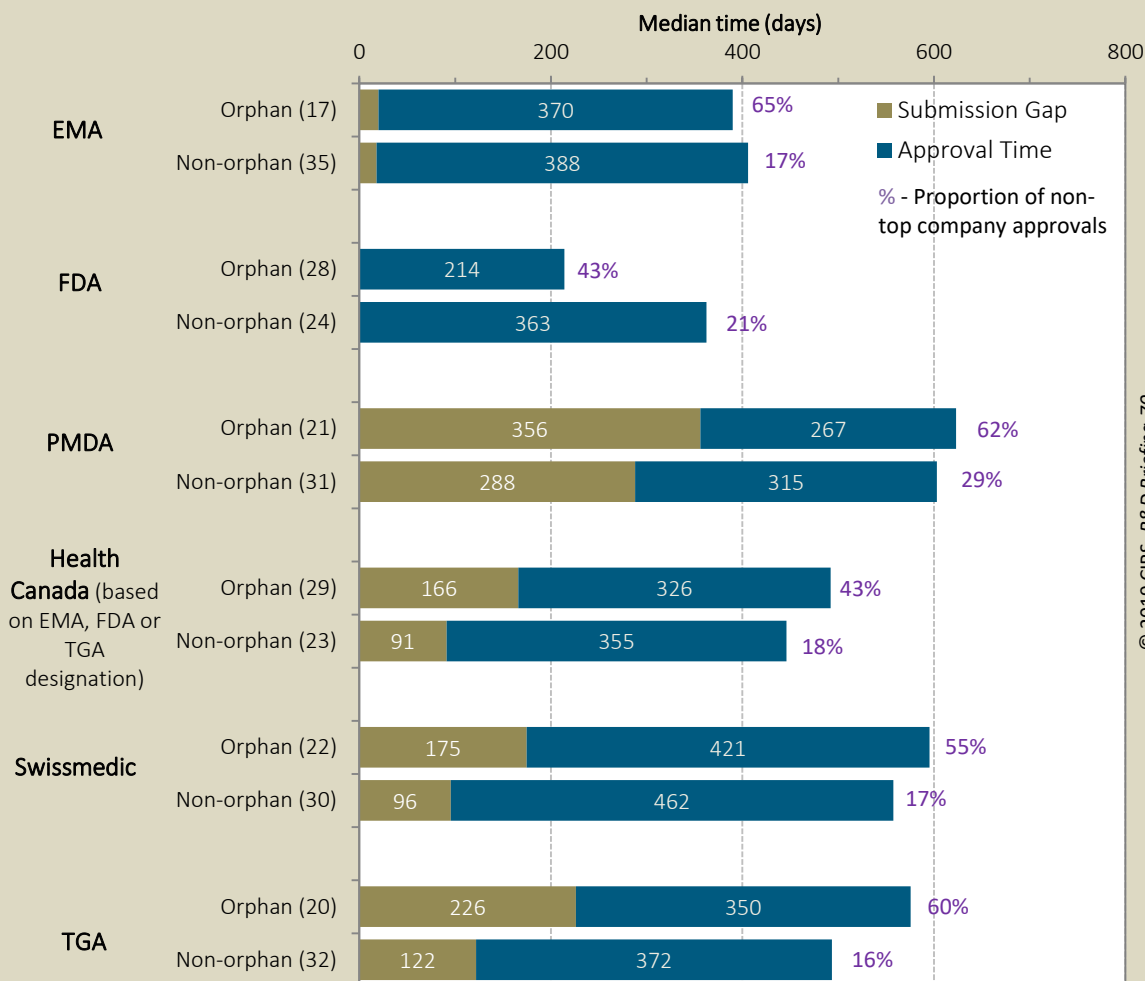
Common approvals: orphan designation in the six agencies

The 52 NASs approved by all six authorities in 2014-2018 were subsequently analysed according to orphan designation status as well as company size (Fig. 12). Out of the 52 NASs, only 10 NASs received an orphan designation across all the authorities, which may be due to differences in criteria for obtaining the designation within each agency, as well as the differences in the indication submitted by the sponsor and eventually approved. Within each agency, for EMA, 17 of the NASs were designated as orphan, compared to 28 for FDA, 21 for PMDA, 22 for Swissmedic and 20 for TGA. Health Canada does not have an orphan policy, however this analysis considers NASs that were classified as orphan by either FDA, EMA or TGA and approved by Health Canada, with 29 NASs meeting such criteria. In general, the median submission gap for orphan NAS was longer compared to non-orphan NASs across all the authorities, which may be due to sponsor size. Indeed, the majority of orphan NASs were approved by non-top companies, highlighting the important role of smaller companies to drive innovation. On the other hand, the median approval timelines across all the agencies for orphan products were faster compared to non-orphans, which is likely due to the use of expedited pathways to prioritise the approval of such medicines.

Figure 12: Median submission gap and median approval time for NASs approved by all six authorities in 2014-2018 (52), based on orphan status and company size

Out of the 52 NASs approved by all six authorities during 2014-2018:

17 were designated as orphan by EMA
 28 were designated as orphan by FDA
 21 were designated as orphan by PMDA
 22 were designated as orphan by Swissmedic
 20 were designated as orphan by TGA



Health Canada does not currently have an orphan policy and this number shows the number of medicines that were approved by Health Canada that were classified as orphan by either FDA, EMA or TGA. Non top company is defined as having R&D budget < 3 billion USD in 2017.

© 2019 CIRS, R&D Briefing 70

Features of the EMA approval process

Figure 13: Median time of review process for NASs approved by EMA by approval year 2014-2018

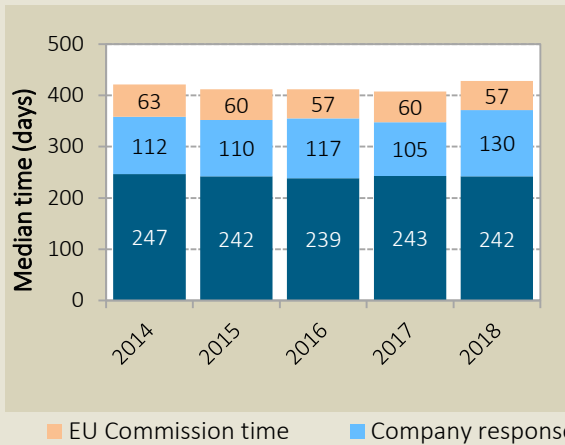
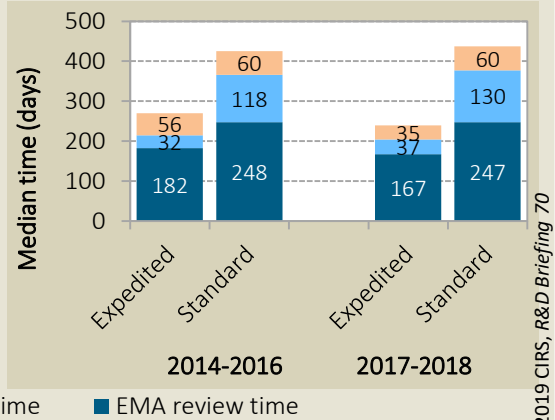


Figure 14: Median time of review process for NASs approved by EMA by review type for approval period 2014-2016 and 2017-2018

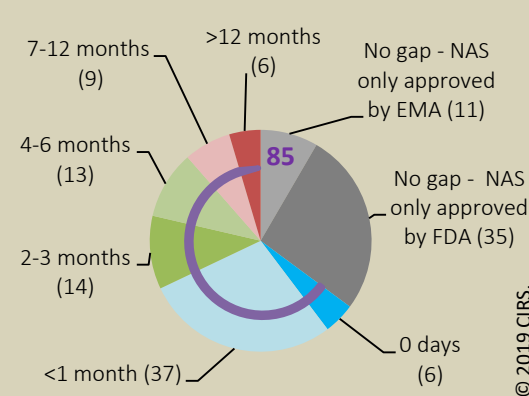


Expedited review refers to EMA Accelerated Assessment; The EMA approval time includes the EU Commission time.

© 2019 CIRS, R&D Briefing 70

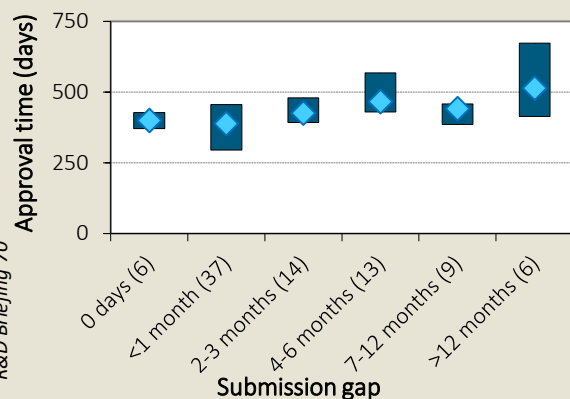
The decrease in the overall median approval time for EMA from 2014 to 2017 was driven largely by the decrease in company response time (Fig. 13): this time has increased in 2018, leading to an increase of the overall median time. Furthermore, an important difference between expedited and standard NAS median approval times was the decrease in the EU Commission time for expedited NASs. The EMA time has remained rather stable since 2014. In 2017-2018, the EMA review time was approximately 1.5x faster for expedited review, owing to a shorter clock for Committee for Medicinal Products for Human Use (CHMP) opinion (150 days instead of 210 days). The expedited review was also characterised by an approximately four-times-faster company response time for both time periods (Fig. 14). However, the company response time has increased in 2017-2018 compared with the previous period. NASs approved via expedited review in 2017-2018 had an EU Commission time 21 days shorter than in 2014-2016 (35 vs. 56 days), compared with a 60-day review for standard products.

Figure 15: Submission gap between EMA and FDA, months (number of products); NASs approved initially 2015-2017 and status tracked until 2018



© 2019 CIRS, R&D Briefing 70

Figure 16: Approval time by EMA for the 85 NASs that were approved by both agencies (initially 2015-2017 and status tracked until 2018), according to the submission gap between EMA and FDA



'NAS only approved by EMA/FDA', may be due to: no submission, review not finalised, withdrawal by sponsor, rejection by the agency. Submission gap is calculated as the time from date of submission at the first regulatory agency to the date of regulatory submission to the target agency. The gap is an absolute difference between the EMA and FDA time submission date.

An analysis of NASs approved by either EMA, FDA or both revealed that 35 NASs approved by FDA in 2015-2017 had not been approved by EMA (due to lack of submission, review not finalised, sponsor withdrawal or rejection by EMA) by the end of 2018 (Fig. 15). Similarly, 11 NASs initially approved by EMA in 2015-2017 had not been approved by FDA by the end of 2018. Eighty-five common NASs were identified, where the most common submission gap was 1 month. Interestingly, the median approval time within EMA was the fastest for NASs with a submission gap of 1 month and slowest for those with more than a 1-year submission gap. The NASs with more than 1-year submission gap also had the biggest variation in approval time as well as highest 75th percentile (Fig.16).

Features of the FDA approval process

Figure 17: Proportion of NAs approved by FDA CDER by number of review cycles by approval year, n=number of NAs

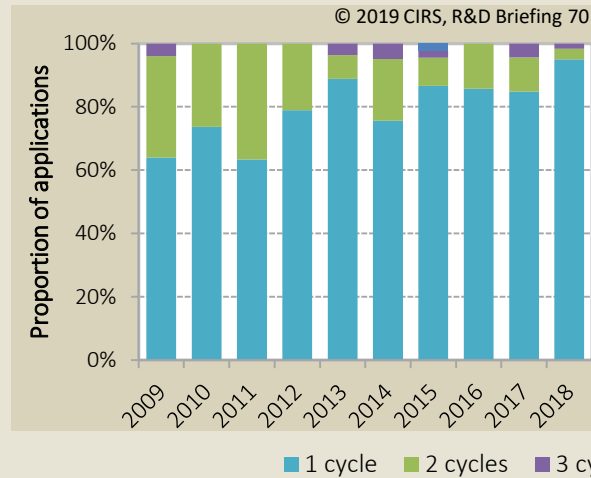
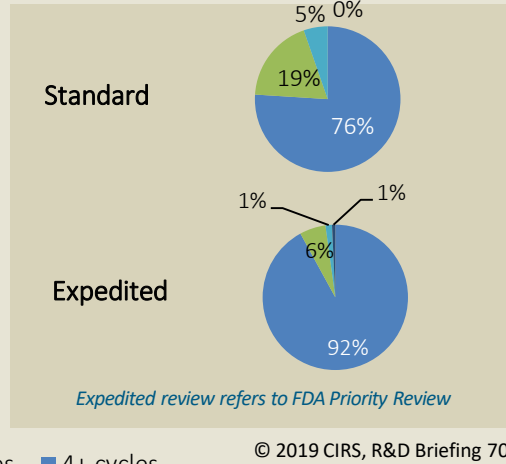
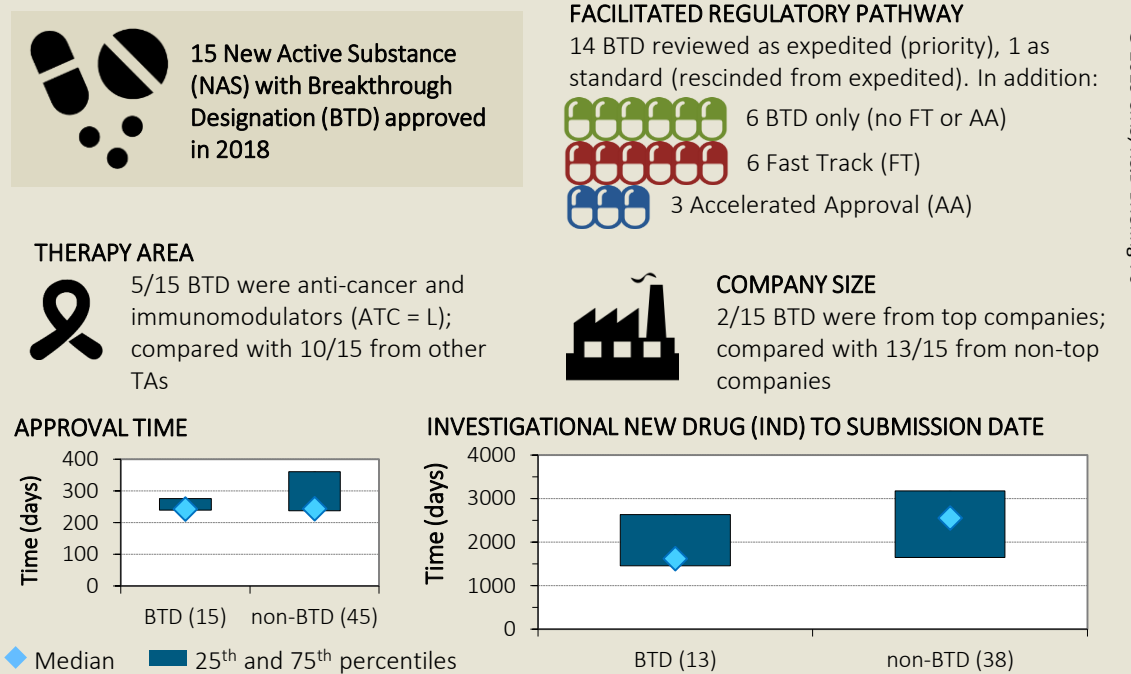


Figure 18: Proportion of NAs approved by FDA CDER by number of review cycles and review type for approval period 2014-2018



The proportion of the FDA Center for Drug Evaluation and Research (CDER) NAs approved after one cycle increased between 2009-2013 and 2014-2018 from 74% to 86% (Fig. 17). The proportion of one and two-cycle reviews was higher for expedited compared with standard reviews in 2014-2018 (Fig. 18). This reflects CDER efforts to further optimise its review process for important medicines. An improvement in the number of one-cycle reviews may suggest better quality of dossiers, which in turn has a positive impact on review efficiency but it is important to note that this analysis only includes approvals: inclusion of compounds that have not been approved may generate a different perspective.

Figure 19: FDA Breakthrough Designation snapshot for 2018



Approval time is calculated from the date of submission to the date of approval by the agency. This time includes agency and company time. Top company is defined as having R&D budget > 3 billion USD in 2017. Not all IND dates were identified for the 60 NAs (13/15 for BTD; 38/45 for non-BTD) thereby resulting in different total numbers.

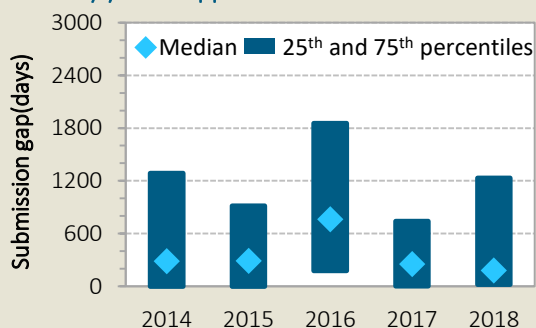
In 2018, FDA approved 15 BTD NAs, 93% of which were reviewed as expedited (priority) and only 13% of which were submitted by top companies (Fig. 19). The BTD NAs could have had other FRPs in place (Priority Review, Fast Track and Accelerated) and were generally from a range of therapy areas but were primarily anti-cancer and immunomodulator. Importantly, the BTD designation had an impact on the variance around approval time as well as the median development time (IND to submission).

Features of the PMDA approval process

Figure 20: Number of NASs approved by PMDA according to month and year of approval; by calendar year (Jan-Dec) and fiscal year (Apr-Apr)

Year	Jan	Feb	Mar	Jun	Jul	Sep	Dec	NAS, N Jan-Dec	NAS, N Apr-Apr
2014	8		11		16	9	8	52	43
2015			10		10	12		32	39
2016	3		14	1	6	16	8	48	37
2017			6		6	10		22	35
2018	9	1	9		5	8		32	43

Figure 21: Submission gap for NASs approved by PMDA by year of approval



Submission gap is defined as date of submission at the first regulatory agency (EMA or FDA) to the date of submission at PMDA

© 2019 CIRS, R&D Briefing 70

PMDA approval numbers in fiscal year 2018 were generally similar to the other years (Fig. 20). PMDA generally approves medicines four times per fiscal year, between April and April, and consequently, analysis by calendar year may result in year-on-year fluctuations in the total numbers approved, compared with other agencies such as FDA, where the approvals can occur at any time of the year.

In 2018, the PMDA submission gap was 181 days, which was a large decrease from the 2016 spike of 763 days. This may be a result of companies' changing strategies for submission to Japan as well as the decreasing impact of the legacy product gap (Fig. 21). Indeed the availability of older products to Japanese patients was facilitated in recent years through government programmes as well as through issues in the local development rights amongst sponsors (domestic versus foreign).

Figure 22: Submission gap to PMDA from EMA/FDA, years (number of products); for NASs approved 2014-2018

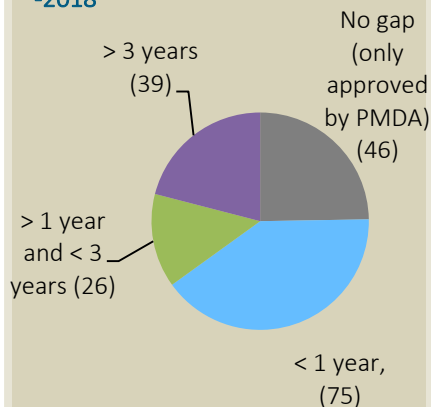


Figure 23: Submission gap to PMDA and various characteristics for NASs approved 2014-2018 (red = >50%)

Submission gap	NAS	Anti-cancer /immunomodulator, % NAS	Top sponsor company, % NAS	Japanese sponsor company, % NAS	Expedited (priority), % NAS	Orphan, % NAS
No gap	25%	28%	37%	50%	33%	30%
<1 year	40%	28%	41%	47%	39%	24%
>1 and <3 years	14%	54%	58%	23%	62%	46%
>3 years	21%	38%	41%	41%	51%	49%

'Only approved by PMDA', may be due to: no submission, review not finalised, withdrawal by sponsor, rejection by the agency.

Submission gap is defined as date of submission at the first regulatory agency to the date of submission at PMDA. Top company is defined as having R&D budget > 3 billion USD in 2017.

© 2019 CIRS, R&D Briefing 70

NASs approved by PMDA 2014-2018 were analysed according to submission gap length, where 25% products were unique to PMDA (no gap; only approved by PMDA; Fig. 22), where 50% of those were developed by Japanese companies (Fig. 23). A large proportion of medicines had a submission gap of less than a year (40%) which is larger than in 2017 (29%). Interestingly, these were not primarily high-need products; that is, expedited, nor were they orphan, or from major pharmaceutical companies, but again, a large proportion were from Japanese companies. Nevertheless, 35% of NASs had a submission gap of more than 1 year, many of these products were anti-cancer, orphans and expedited products, where in particular smaller companies (non-top), as well as multinational companies that go to a local Japanese sponsor to develop their product, may delay their submission to PMDA for strategic reasons.

Features of the Health Canada approval process

Figure 24: Median submission gap and approval time for NASs approved by Health Canada

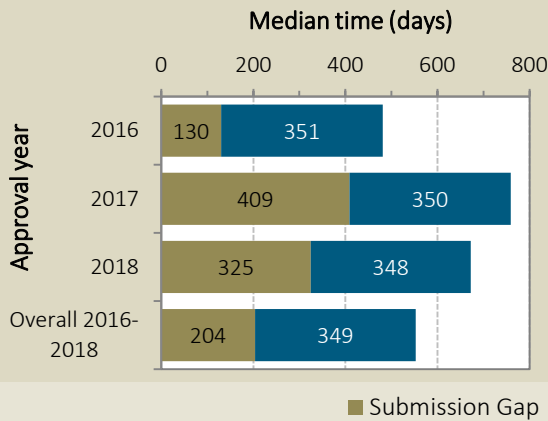
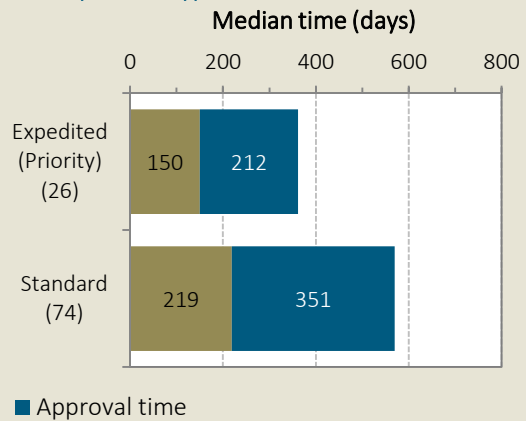


Figure 25: Median submission gap to and approval time at Health Canada, for NASs approved 2016-2018, by review type



'Expedited review' refers to Health Canada 'Priority Review'. Approval time is calculated from the date of submission to the date of approval by the agency. This time includes agency and company time. Submission gap is calculated as the time from date of submission at the first regulatory agency to the date of regulatory submission to Health Canada.

© 2019 CIRS, R&D Briefing 70

The median submission gap to Health Canada decreased in 2018 to 325 days compared with 409 day in 2017. Conversely, the median approval time stayed very similar (Fig. 24). The overall submission gap and approval time 2016-2018 were also analysed according to review type (Fig. 25), where both the median approval time, as well as the submission gap were shorter for NASs designated as expedited (priority). This indicates that companies as well as the agency respectively fast-track the submission and approval of important products that address high unmet medical need.

Figure 26: NAS Submission gap to Health Canada according to sponsor company size

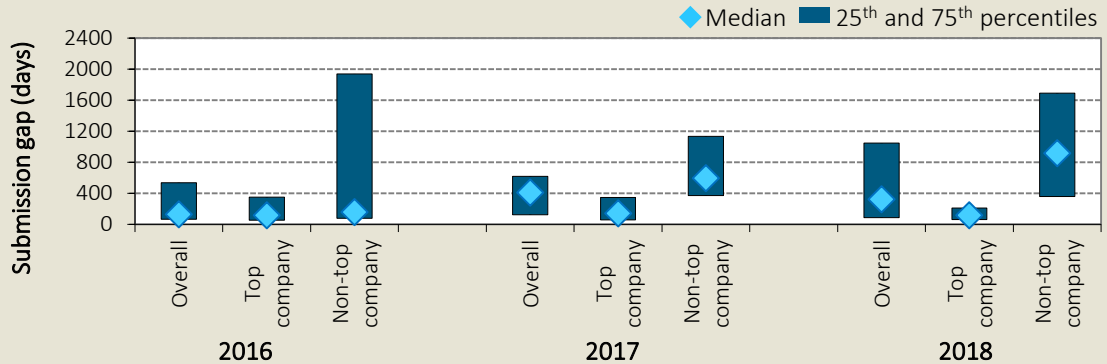
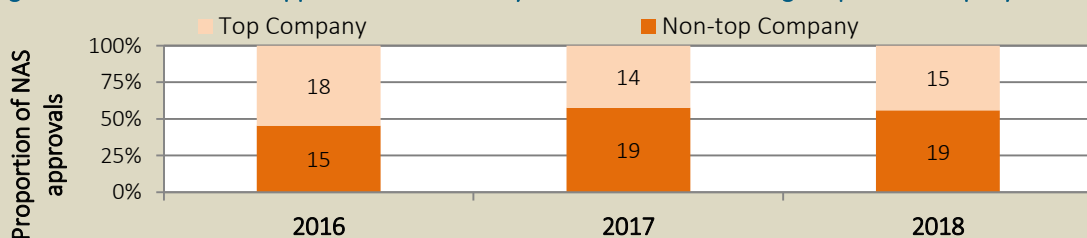


Figure 27: Number of NAS approvals 2016-2018 by Health Canada according to sponsor company size



Submission gap is calculated as the time from date of submission at the first regulatory agency to the date of regulatory submission to Health Canada. Top company is defined as having R&D budget >3 billion USD in 2017.

© 2019 CIRS, R&D Briefing 70

The median submission gap decreased in 2018 for Health Canada, but the variance (25th-75th percentile) for the overall gap was slightly higher compared with 2016 and 2017. The submission gap to Health Canada varied according to the size of the sponsor, where either the median or the variance or both were larger in the case of non-top companies (Fig. 26). In 2018, the median submission gap from non-top companies was 918 days compared with 595 in 2017 and 157 in 2016, noting the large variance across all three years. Finally, the proportion of NASs from non-top companies was similar compared with 2017 (Fig. 27).

Features of the Swissmedic approval process

Figure 28: Median submission gap to and approval time for NASs approved by Swissmedic

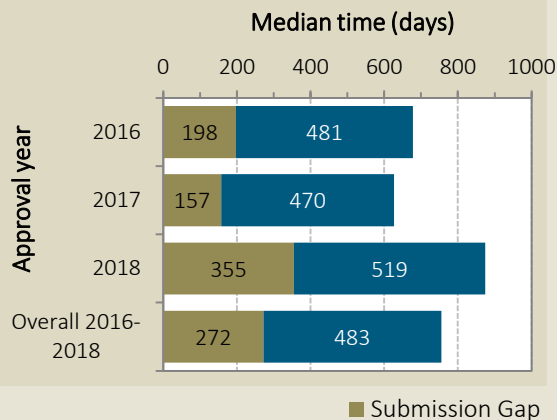
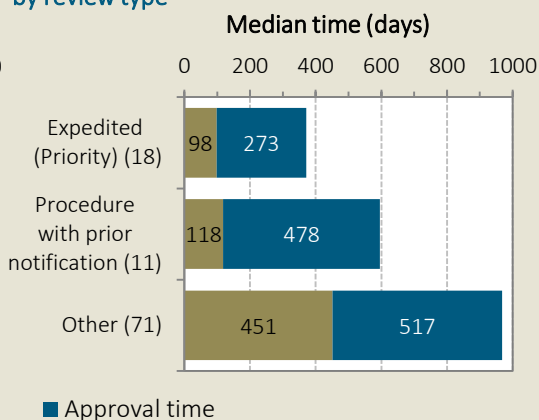


Figure 29: Median submission gap to and approval time at Swissmedic, for NASs approved 2016-2018, by review type



'Expedited review' refers to Swissmedic 'Fast-Track'. Approval time is calculated from the date of submission to the date of approval by the agency. This time includes agency and company time. Submission gap is calculated as the time from date of submission at the first regulatory agency to the date of regulatory submission to Swissmedic.

© 2019 CIRS, R&D Briefing 70

The median submission gap to Swissmedic increased in 2018 to 355 days, compared with 157 days in 2017, similarly to the median approval which increased from 470 (2017) to 519 days (2018) (Fig. 28). The overall submission gap and median approval time 2016-2018 were also analysed according to review type: they were both faster for NASs designated as expedited (Fast Track) or using the Procedure with Prior Notification (PPN), which offers a 20% faster review for a 100% surcharge in user fees (Fig. 29). The agency has introduced in 2016 a system where sponsors not granted expedited (Fast Track) can automatically switch to PPN to speed up the review.

Figure 30: NAS submission gap to Swissmedic according to sponsor company size

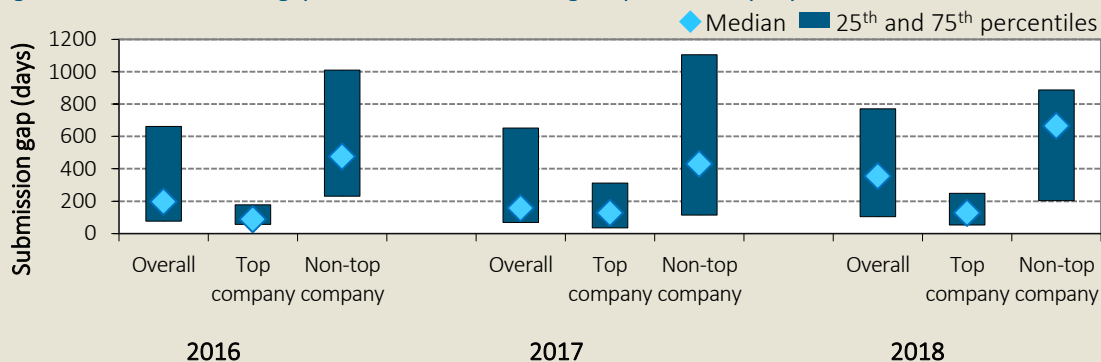
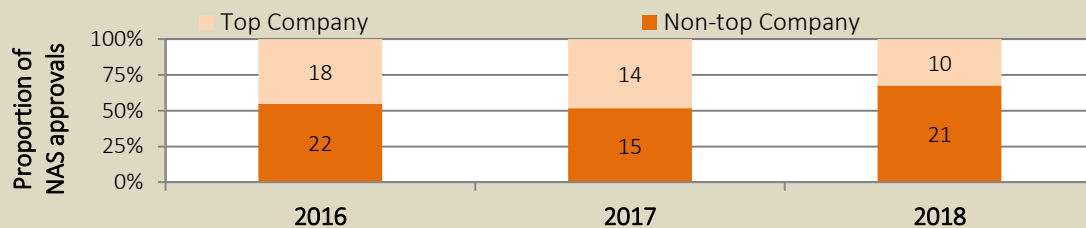


Figure 31: Number of NAS approvals 2016-2018 by Swissmedic according to sponsor company size



Submission gap is calculated as the time from date of submission at the first regulatory agency to the date of regulatory submission to Swissmedic. Top company is defined as having R&D budget > 3 billion USD in 2017.

© 2019 CIRS, R&D Briefing 70

The increase in the overall submission gap to Swissmedic may be as a result of more NASs being approved from non-top companies (Fig. 30). Similarly to Health Canada (p.12) and TGA (p.14), the submission gap from non-top sponsors was longer in terms of median and/or had larger variance compared with top companies (Fig. 31)

Features of the TGA approval process

Figure 32: Median submission gap and approval time for NASs approved by TGA from 2016 to 2018

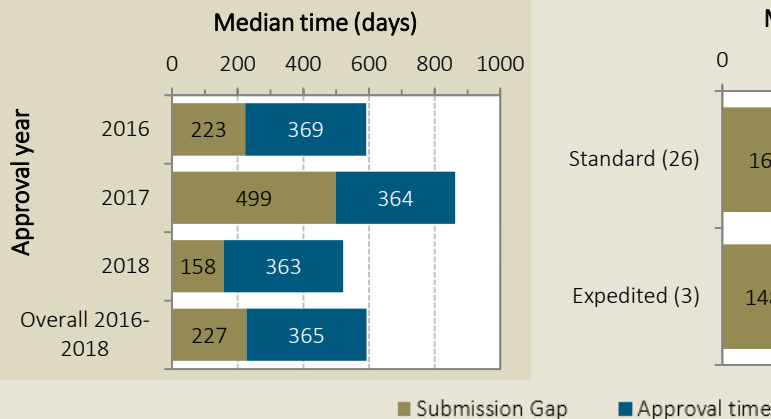
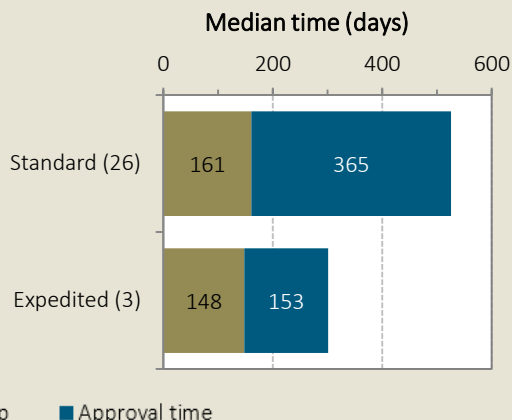


Figure 33: Median submission gap to and approval time at TGA, for NASs approved in 2018.



© 2019 CIRS, R&D Briefing 70

TGA introduced an expedited (priority) review programme in 2017. Approval time is calculated from the date of submission to the date of approval by the agency. This time includes agency and company time. Submission gap is calculated as the time from date of submission at the first regulatory agency to the date of regulatory submission to TGA.

The median submission gap to TGA decreased in 2018 to the third of 2017 gap. Conversely, the median approval time stayed very similar (Fig. 32). Three NASs were approved by TGA in 2018 under the newly introduced Priority Review with an approval time of 153 days (Fig. 33). One of those NASs, which was in fact the fastest out of the three expedited approvals, was based on the Australia-Canada-Singapore-Switzerland (ACSS) Consortium's New Chemical Entities Work Sharing Trial, where the pilot drug submission was jointly reviewed by TGA and Health Canada. Across all three expedited NASs, the submission gap to TGA was similar compared with standard (148 vs. 161 days).

Figure 34: NAS submission gap to TGA according to sponsor company size

© 2019 CIRS, R&D Briefing 70

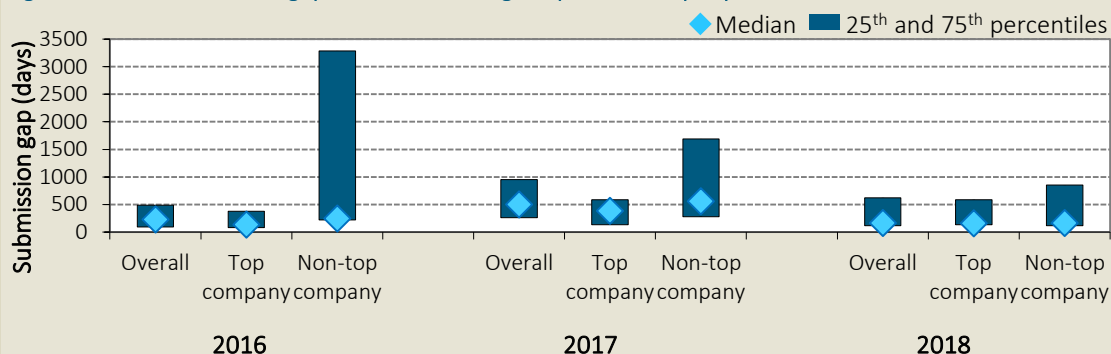
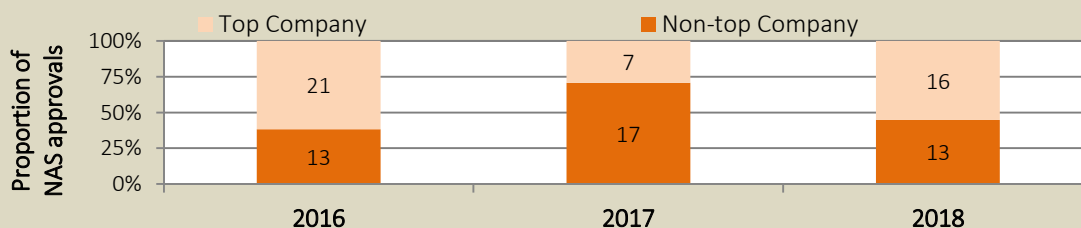


Figure 35: Number of NAS approvals 2016-2018 by TGA according to sponsor company size



Submission gap is calculated as the time from date of submission at the first regulatory agency to the date of regulatory submission to TGA. Top company is defined as having R&D budget > 3 billion USD in 2017.

Similarly to Health Canada and Swissmedic, the submission gap to TGA varied according to sponsor size, where NASs developed by non-top companies had longer median times and/or larger variance (Fig. 34 and 35). Overall, the submission gap to TGA has decreased in 2018 compared to previous year, and specifically both for top and non-top companies. Variance for non-top companies was also smaller for 2018, particularly compared to 2016.

Approval at EMA 2018

© 2019 CIRS, R&D Briefing 70

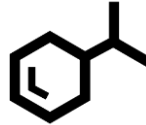
EMA APPROVED A TOTAL OF 40 NASs IN 2018, WITH A MEDIAN APPROVAL TIME OF 436 DAYS



24 BIOLOGIC NASs APPROVED IN 2018, WITH A MEDIAN APPROVAL TIME OF 436 DAYS



16 CHEMICAL NASs APPROVED IN 2018, WITH A MEDIAN APPROVAL TIME OF 447 DAYS



14 ANTI-CANCER AND IMMUNOMODULATOR NASs APPROVED IN 2018, WITH A MEDIAN APPROVAL TIME OF 465 DAYS



26 NASs IN OTHER THERAPY AREAS APPROVED IN 2018, WITH A MEDIAN APPROVAL TIME OF 436 DAYS



Type of Medicine

Designation and Review Type



4 EXPEDITED NAS APPROVALS IN 2018, WITH A MEDIAN APPROVAL TIME OF 249 DAYS; THIS IS 206 DAYS FASTER THAN THE MEDIAN OF THE 36 STANDARD NAS APPROVALS IN 2018

17 ORPHAN NAS APPROVALS IN 2018, WITH A MEDIAN APPROVAL TIME OF 463 DAYS; THIS IS 34 DAYS SLOWER THAN THE MEDIAN OF THE 23 NON-ORPHAN NAS APPROVALS IN 2018



Availability by EMA



20% OF THE NASs APPROVED IN 2018 BY EMA WERE APPROVED BY EMA FIRST OR WITHIN ONE MONTH OF THEIR FIRST APPROVAL BY FDA, PMDA, HEALTH CANADA, SWISSMEDIC OR TGA



80% OF THE NASs APPROVED IN 2018 BY EMA WERE APPROVED BY FDA, PMDA, HEALTH CANADA, SWISSMEDIC OR TGA FIRST OR MORE THAN ONE MONTH BEFORE BEING APPROVED BY EMA

THE MEDIAN SUBMISSION GAP TO EMA FOR THESE NASs WAS 59 DAYS



EMA approval time includes the EU Commission time. 'Expedited review' refers to EMA 'Accelerated Assessment'.

Submission gap is the date of submission at the first regulatory agency to the date of regulatory submission to the target agency.

Approval at FDA 2018

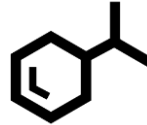
© 2019 CIRS, R&D Briefing 70



FDA (CDER AND CBER) APPROVED A TOTAL OF 60 NASs IN 2018, WITH A MEDIAN APPROVAL TIME OF 244 DAYS



19 BIOLOGIC NASs APPROVED IN 2018, WITH A MEDIAN APPROVAL TIME OF 308 DAYS



41 CHEMICAL NASs APPROVED IN 2018, WITH A MEDIAN APPROVAL TIME OF 243 DAYS

20 ANTI-CANCER AND IMMUNOMODULATOR NASs APPROVED IN 2018, WITH A MEDIAN APPROVAL TIME OF 245 DAYS



40 NASs IN OTHER THERAPY AREAS APPROVED IN 2018, WITH A MEDIAN APPROVAL TIME OF 243 DAYS



Type of Medicine

Designation and Review Type



44 EXPEDITED NAS APPROVALS IN 2018, WITH A MEDIAN APPROVAL TIME OF 242 DAYS; THIS IS 121 DAYS FASTER THAN THE MEDIAN OF THE 16 STANDARD NAS APPROVALS IN 2018

35 ORPHAN NAS APPROVALS IN 2018, WITH A MEDIAN APPROVAL TIME OF 243 DAYS; THIS IS 68 DAYS FASTER THAN THE MEDIAN OF THE 25 NON-ORPHAN NAS APPROVALS IN 2018



Availability by FDA



75% OF THE NASs APPROVED IN 2018 BY FDA WERE APPROVED BY FDA FIRST OR WITHIN ONE MONTH OF THEIR FIRST APPROVAL BY EMA, PMDA, HEALTH CANADA, SWISSMEDIC OR TGA



25% OF THE NASs APPROVED IN 2018 BY FDA WERE APPROVED BY EMA, PMDA, HEALTH CANADA, SWISSMEDIC OR TGA FIRST OR MORE THAN ONE MONTH BEFORE BEING APPROVED BY FDA

THE MEDIAN SUBMISSION GAP TO FDA FOR THESE NASs WAS 260 DAYS



'Expedited review' refers to FDA 'Priority Review'.

Submission gap is the date of submission at the first regulatory agency to the date of regulatory submission to the target agency.

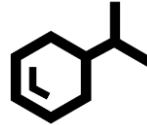
Approval at PMDA 2018

© 2019 CIRS, R&D Briefing 70

PMDA APPROVED A TOTAL OF 32 NASs IN 2018, WITH A MEDIAN APPROVAL TIME OF 323 DAYS



14 BIOLOGIC NASs APPROVED IN 2018, WITH A MEDIAN APPROVAL TIME OF 332 DAYS



18 CHEMICAL NASs APPROVED IN 2018, WITH A MEDIAN APPROVAL TIME OF 301 DAYS

11 ANTI-CANCER AND IMMUNOMODULATOR NASs APPROVED IN 2018, WITH A MEDIAN APPROVAL TIME OF 306 DAYS



21 NASs IN OTHER THERAPY AREAS APPROVED IN 2018, WITH A MEDIAN APPROVAL TIME OF 332 DAYS



Type of Medicine

Designation and Review Type



9 EXPEDITED NAS APPROVALS IN 2018, WITH A MEDIAN APPROVAL TIME OF 259 DAYS; THIS IS 77 DAYS FASTER THAN THE MEDIAN OF THE 23 STANDARD NAS APPROVALS IN 2018

8 ORPHAN NAS APPROVALS IN 2018, WITH A MEDIAN APPROVAL TIME OF 263 DAYS; THIS IS 71 DAYS FASTER THAN THE MEDIAN OF THE 24 NON-ORPHAN NAS APPROVALS IN 2018



Availability by PMDA



31% OF THE NASs APPROVED IN 2018 BY PMDA WERE APPROVED BY PMDA FIRST OR WITHIN ONE MONTH OF THEIR FIRST APPROVAL BY EMA, FDA, HEALTH CANADA, SWISSMEDIC OR TGA



69% OF THE NASs APPROVED IN 2018 BY PMDA WERE APPROVED BY EMA, FDA, HEALTH CANADA, SWISSMEDIC OR TGA FIRST OR MORE THAN ONE MONTH BEFORE BEING APPROVED BY PMDA

THE MEDIAN SUBMISSION GAP TO PMDA FOR THESE NASs WAS 654 DAYS



'Expedited review' refers to PMDA 'Priority Review'.

Submission gap is the date of submission at the first regulatory agency to the date of regulatory submission to the target agency.

Approval at Health Canada 2018

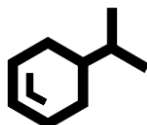
© 2019 CIRS, R&D Briefing 70



HEALTH CANADA APPROVED A TOTAL OF 34 NASs IN 2018, WITH A MEDIAN APPROVAL TIME OF 348 DAYS



11 BIOLOGIC NASs APPROVED IN 2018, WITH A MEDIAN APPROVAL TIME OF 338 DAYS



23 CHEMICAL NASs APPROVED IN 2018, WITH A MEDIAN APPROVAL TIME OF 349 DAYS

11 ANTI-CANCER AND IMMUNOMODULATOR NASs APPROVED IN 2018, WITH A MEDIAN APPROVAL TIME OF 350 DAYS



23 NASs IN OTHER THERAPY AREAS APPROVED IN 2018, WITH A MEDIAN APPROVAL TIME OF 343 DAYS



Type of Medicine

Designation and Review Type



12 EXPEDITED NAS APPROVALS IN 2018 WITH A MEDIAN APPROVAL TIME OF 209 DAYS; THIS IS 141 DAYS FASTER THAN THE MEDIAN OF THE 22 STANDARD NAS APPROVALS IN 2018

HEALTH CANADA DOES NOT HAVE AN ORPHAN POLICY; HOWEVER, 15 NASs THAT WERE CLASSIFIED AS ORPHAN BY EITHER FDA, EMA OR TGA WERE APPROVED BY HEALTH CANADA IN 2018, WITH A MEDIAN APPROVAL TIME OF 222 DAYS



Availability by Health Canada




6% OF THE NASs APPROVED IN 2018 BY HEALTH CANADA WERE APPROVED BY HEALTH CANADA FIRST OR WITHIN ONE MONTH OF THEIR FIRST APPROVAL BY EMA, FDA, PMDA, SWISSMEDIC OR TGA



94% OF THE NASs APPROVED IN 2018 BY HEALTH CANADA WERE APPROVED BY EMA, FDA, PMDA, SWISSMEDIC OR TGA FIRST OR MORE THAN ONE MONTH BEFORE BEING APPROVED BY HEALTH CANADA

THE MEDIAN SUBMISSION GAP TO HEALTH CANADA FOR THESE NASs WAS 361 DAYS



'Expedited review' refers to Health Canada 'Priority Review'.

Submission gap is the date of submission at the first regulatory agency to the date of regulatory submission to the target agency.

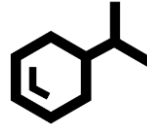
Approval
at
Swissmedic
2018
© 2019 CIRS,
R&D Briefing 70



SWISSMEDIC APPROVED A TOTAL OF 31 NASs IN 2018, WITH A MEDIAN APPROVAL TIME OF 519 DAYS



11 BIOLOGIC NASs APPROVED IN 2018, WITH A MEDIAN APPROVAL TIME OF 499 DAYS



20 CHEMICAL NASs APPROVED IN 2018, WITH A MEDIAN APPROVAL TIME OF 527 DAYS

8 ANTI-CANCER AND IMMUNOMODULATOR NASs APPROVED IN 2018, WITH A MEDIAN APPROVAL TIME OF 460 DAYS



23 NASs IN OTHER THERAPY AREAS APPROVED IN 2018, WITH A MEDIAN APPROVAL TIME OF 525 DAYS



Type of Medicine

Designation and Review Type



4 EXPEDITED NAS APPROVALS IN 2018, WITH A MEDIAN APPROVAL TIME OF 267 DAYS; THIS IS 262 DAYS FASTER THAN THE MEDIAN OF THE 27 STANDARD NAS APPROVALS IN 2018

10 ORPHAN NAS APPROVALS IN 2018, WITH A MEDIAN APPROVAL TIME OF 504 DAYS; THIS IS 15 DAYS FASTER THAN THE MEDIAN OF THE 21 NON-ORPHAN NAS APPROVALS IN 2018



Availability by Swissmedic



13% OF THE NASs APPROVED IN 2018 BY SWISSMEDIC WERE APPROVED BY SWISSMEDIC FIRST OR WITHIN ONE MONTH OF THEIR FIRST APPROVAL BY FDA, EMA, PMDA, HEALTH CANADA OR TGA



87% OF THE NASs APPROVED IN 2018 BY SWISSMEDIC WERE APPROVED BY FDA, EMA, PMDA, HEALTH CANADA OR TGA FIRST OR MORE THAN ONE MONTH BEFORE BEING APPROVED BY SWISSMEDIC

THE MEDIAN SUBMISSION GAP TO SWISSMEDIC FOR THESE NASs WAS 525 DAYS



'Expedited review' refers to Swissmedic 'Fast-Track procedure'.


Submission gap is the date of submission at the first regulatory agency to the date of regulatory submission to the target agency.

Approval at TGA 2018

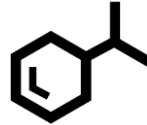
© 2019 CIRS, R&D Briefing 70



TGA APPROVED A TOTAL OF 29 NASs IN 2018, WITH A MEDIAN APPROVAL TIME OF 363 DAYS



11 BIOLOGIC NASs APPROVED IN 2018, WITH A MEDIAN APPROVAL TIME OF 363 DAYS



18 CHEMICAL NASs APPROVED IN 2018, WITH A MEDIAN APPROVAL TIME OF 359 DAYS

13 ANTI-CANCER AND IMMUNOMODULATOR NASs APPROVED IN 2018, WITH A MEDIAN APPROVAL TIME OF 365 DAYS



16 NASs IN OTHER THERAPY AREAS APPROVED IN 2018, WITH A MEDIAN APPROVAL TIME OF 348 DAYS



Type of Medicine

Designation and Review Type



3 EXPEDITED NAS APPROVALS IN 2018 WITH A MEDIAN APPROVAL TIME OF 153 DAYS; THIS IS 212 DAYS FASTER THAN THE MEDIAN OF THE 26 STANDARD NAS APPROVALS IN 2018

10 ORPHAN NAS APPROVALS IN 2018, WITH A MEDIAN APPROVAL TIME OF 335 DAYS; THIS IS 31 DAYS FASTER THAN THE MEDIAN OF THE 19 NON-ORPHAN NAS APPROVALS IN 2018



Availability in TGA



7% OF THE NASs APPROVED IN 2018 BY TGA WERE APPROVED BY TGA FIRST OR WITHIN ONE MONTH OF THEIR FIRST APPROVAL BY FDA, EMA, PMDA, HEALTH CANADA OR SWISSMEDIC



93% OF THE NASs APPROVED IN 2018 BY TGA WERE APPROVED BY FDA, EMA, PMDA, HEALTH CANADA OR SWISSMEDIC FIRST OR MORE THAN ONE MONTH BEFORE BEING APPROVED BY TGA














THE MEDIAN SUBMISSION GAP TO TGA FOR THESE NASs WAS 163 DAYS









'Expedited review' refers to TGA 'Priority Review' introduced in 2017.

Submission gap is the date of submission at the first regulatory agency to the date of regulatory submission to the target agency.

Facilitated Regulatory Pathways

		What is it? 	Advantage 
	FDA Priority Review	A process that directs resources to the evaluation of drugs that represent significant improvements in safety or effectiveness compared with standard applications	<ul style="list-style-type: none"> Review time shortened from 10 to 6 months
	FDA Accelerated Approval	Regulation allowing drugs for serious conditions that fulfil an unmet medical need to be approved based on a surrogate endpoint	<ul style="list-style-type: none"> Conditional approval granted using surrogate endpoint(s) from phase 2 trials or interim phase 3 data; confirmatory trials with hard clinical endpoints required
	FDA Fast Track	A process designed to facilitate the development and expedite the review of drugs to treat serious conditions and fulfil an unmet medical need	<ul style="list-style-type: none"> More frequent meetings with FDA to discuss drug development plan More frequent communication on clinical trials design Option for rolling data submission
	FDA Breakthrough Therapy	A process designed to expedite the development and review of drugs that may demonstrate substantial improvement over available therapy	<ul style="list-style-type: none"> All Fast Track designation features Intensive guidance on an efficient drug development program from phase 1 Organisational commitment with senior managers Option for priority review
	EMA Accelerated Assessment	A process designed to expedite products of major interest in terms of public health and therapeutic innovation	<ul style="list-style-type: none"> CHMP opinion shortened from 210 days to 150 days
	EMA Conditional Approval	Regulation allowing drugs fulfilling unmet medical need for severe, life-threatening or rare diseases to be approved with limited clinical safety or efficacy data, provided a positive benefit-risk balance	<ul style="list-style-type: none"> Conditional approval is granted before all data are available (valid for one year, on a renewable basis; once pending studies are provided, it can become a "normal" marketing authorisation)
	EMA Exceptional Circumstances	Regulation allowing drugs fulfilling unmet medical need for severe, life-threatening or rare diseases to be approved without comprehensive efficacy and safety data	<ul style="list-style-type: none"> Conditional approval is granted before all data are available (reviewed annually to re-assess the risk-benefit balance)
	EMA PRIME (Priority Medicines)	A scheme to enhance support for the development of medicines that target an unmet medical need. It is based on enhanced interaction and early dialogue with developers of promising medicines, to optimise development and speed evaluation.	<ul style="list-style-type: none"> Early dialogue with EMA (appointed rapporteur) Provision of scientific advice, involving additional stakeholders (e.g. HTA) Dedicated point of contact from EMA Option of Accelerated Assessment
	PMDA Priority Review	A process that provides faster access to new therapies responding to high medical needs; includes products such as orphans, HIV medicines	<ul style="list-style-type: none"> Review time shortened from 9 to 6 months
	PMDA Conditional Early Approval	A system to put highly useful and effective drugs for treating serious diseases into practical use as early as possible	<ul style="list-style-type: none"> Early application through confirmation of a certain degree of efficacy and safety Shorten overall review times for priority review products
	PMDA Sakigake (pioneer)	A system to put highly useful and effective drugs for treating serious diseases into practical use as early as possible	<ul style="list-style-type: none"> All Priority Review designation features Prioritised clinical trial and pre-application consultation Assigned PMDA manager as a concierge Post-marketing safety measures

Facilitated Regulatory Pathways in ICH

	What is it?	Advantage
 Health Canada Priority	A fast-track status for medicines for severe, debilitating or life-threatening disease; to address unmet medical need and where a high therapeutic benefit can be expected	<ul style="list-style-type: none"> Review time shortened from 300 to 180 days
 Health Canada Conditional (NOC/c)	Authorisation to market a new promising drug with the condition that the sponsor undertakes additional studies to verify the clinical benefit	<ul style="list-style-type: none"> Earlier marketing of promising drugs for serious conditions before the drugs have definitively demonstrated clinical efficacy
 Swissmedic Fast-Track	A rapid review of applications for severe, debilitating or life-threatening disease; to address unmet medical need and where a high therapeutic benefit can be expected	<ul style="list-style-type: none"> Review time shortened from 330 to 140 days
 Swissmedic Prior Notification	A process to enable applicants to notify their submission date at an early stage, so that Swissmedic can draw up a streamlined and precise schedule for the review	<ul style="list-style-type: none"> 20% faster processing time and fixed planning offered by this procedure are subject to a fee surcharge of 100%
 TGA Priority	A formal mechanism for faster assessment of vital and life-saving medicines for severe, debilitating or life-threatening disease; to address unmet medical need and where a high therapeutic benefit can be expected	<ul style="list-style-type: none"> Review time shortened from 220 to 150 working days Dynamic process with rolling questions and more flexible arrangements for accessing advice
 TGA Provisional Approval	Time-limited provisional registration for certain promising new medicines where the benefit of early availability of the medicine outweighs the risk inherent in the fact that additional data are still required	<ul style="list-style-type: none"> Conditional approval is granted based on preliminary clinical data (valid for a maximum of 6 years)

Approval time

Time calculated from the date of submission to the date of approval by the agency. This time includes agency and company time

Biological/Biotechnology product

A substance isolated from animal tissues or product produced by recombinant DNA or hybridoma technology and expressed in cell lines, transgenic animals or transgenic plants)for therapeutic, prophylactic or in vivo diagnostic use in humans

Chemical entity

An entity produced by chemical synthesis

Expedited review

Refers to EMA 'Accelerated Assessment and FDA/PMDA/Health Canada/Swissmedic/TGA 'Priority Review'

Facilitated regulatory pathway

Regulatory pathway designed to facilitate availability, review and/or approval of medicines where there is an unmet medical need by providing alternatives to standard regulatory review routes

New active substances (NASs)*

A chemical, biological, biotechnology or radiopharmaceutical substance that has not been previously available for therapeutic use in humans and is destined to be made available as a 'prescription only medicine', to be used for the cure, alleviation, treatment, prevention or in vivo diagnosis of diseases in humans. The term NAS also includes:

- An isomer, mixture of isomers, a complex or derivative or salt of a chemical substance previously available as a medicinal product but differing in properties with regard to safety and efficacy from that substance previously available
- A biological or biotech substance previously available as a medicinal product, but differing in molecular structure through changes to the nature of source material or manufacturing process and which will require clinical investigation
- A radiopharmaceutical substance that is a radionuclide or a ligand not previously available as a medicinal product. Alternatively, the coupling mechanism linking the molecule and the radionuclide has not been previously available

Applications that are excluded from the study

- Vaccines
- Biosimilars
- Any other application, where new clinical data were submitted
- Generic applications
- Those applications where a completely new dossier was submitted from a new company for the same indications as already approved for another company
- Applications for a new or additional name, or a change of name, for an existing compound (i.e., a 'cloned' application)

Rollout time

Date of submission at the first regulatory agency to the date of regulatory approval at the target agency

Submission gap

Date of submission at the first regulatory agency to the date of regulatory submission to the target agency

Top company

Pharmaceutical company with R&D spending >3 billion USD in 2017 (<http://www.pharmexec.com/pharm-execs-top-50-companies-2017>).

WHO ATC classification

- A - Alimentary and metabolism: Drugs for acid related disorders, gastrointestinal disorders, antiemetics and antinauseants, bile and liver therapy, laxatives, anti-diarrheals, intestinal anti-inflammatory/anti-infective agents, drugs used in diabetes
- C - Cardiovascular: Cardiac therapy, antihypertensives, beta blocking agents, calcium channel blockers, agents acting on the renin-angiotensin system, serum lipid reducing agents
- J - Anti-infectives: Antibacterials for systemic use, antimycotics for systemic use, antimycobacterials, antivirals for systemic use, immune sera and immunoglobulins, vaccines
- L - Anticancer and immunomodulators: Antineoplastic agents, endocrine therapy, immunostimulants, immunosuppressive agents
- N - Nervous system: Anesthetics, analgesics, antiepileptics, anti-parkinson drugs, psycholeptics, psychoanaleptics, other nervous system

*The full list of NASs approved by each jurisdiction in 2018 will be made available on the CIRS website.

Report prepared by

Céline Rodier, PharmD, Senior Research Analyst

Magdalena Bujar, PhD, MSc, Manager, Strategic Development

Neil McAuslane, PhD, Scientific Director

Lawrence Liberti, PhD, RPh, RAC, Executive Director

Report date: 13 May 2019

Please cite this report as:

Rodier C, Bujar M, McAuslane N, Liberti L. 2019. *R&D Briefing 70: New drug approvals in six major authorities 2009 -2018: Focus on Facilitated Regulatory Pathways and Orphan Status*. Centre for Innovation in Regulatory Science. London, UK.

Acknowledgements

We are most grateful to Professor Mamoru Narukawa (Kitasato University Graduate School of Pharmaceutical Sciences, Japan), Health Canada, Canada, the Therapeutic Goods Administration, Australia, Swissmedic, Switzerland for validating the approval data for PMDA, Health Canada, TGA and Swissmedic respectively that we have used in order to generate the analysis.

CIRS - The Centre for Innovation in Regulatory Science Limited - is a neutral, independently managed UK based subsidiary company, forming part of Clarivate Analytics (UK) Limited. CIRS' mission is to maintain a leadership role in identifying and applying scientific principles for the purpose of advancing regulatory and HTA policies and processes. CIRS provides an international forum for industry, regulators, HTA and other healthcare stakeholders to meet, debate and develop regulatory and reimbursement policy through the innovative application of regulatory science and to facilitate access to medical products through these activities. This is CIRS' purpose. CIRS is operated solely for the promotion of its purpose. The organisation has its own dedicated management and advisory boards, and its funding is derived from membership dues, related activities, special projects and grants.

Centre for Innovation in Regulatory Science (CIRS)

Friars House
160 Blackfriars Road
London
SE1 8EZ
UK

Email: cirs@cirsci.org
Website: www.cirsci.org

© 2019 CIRS- Centre for Innovation in Regulatory Science, Ltd